


## Daily Routine Booklet

You can use the daily routine pictures attached to create a booklet to share with parents and to use as additional visual support for individual children. Simply cut pages in half and put pictures in the order of your classroom daily routine. Of course if you don't want to name your booklet "Our Preschool Day" or "Our Daily Routine," you can create your own title or cover page!


# **Our Preschool Day**

## **Our Daily Routine**


# Breakfast Time



# Snack Time



# Lunch Time




# Greeting Time


## Message Board

1. A simple line drawing of a smiling face with two dots for eyes and a curved line for a mouth.
2. ? A large question mark.
3. A circle with a diagonal slash through it, representing a prohibition or 'no' sign.


# Small-Group Time



# Small-Group Time




# Planning Time



TECHSCOPE

© 2014 HighScope Educational Foundation


# Planning Time




TECHSCOPE

© 2014 HighScope Educational Foundation

# Work Time

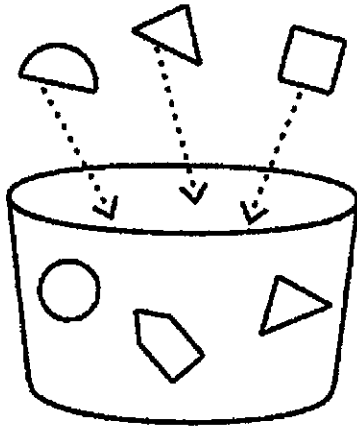


# Work Time



© 2014 by Linda Ward Beech, Scholastic Teaching Resources


# Cleanup Time



**FICHUSCOPE**  
L'Espresso

© 2014 Pearson Education, Inc. All rights reserved.

# Cleanup Time




**FICHUSCOPE**  
L'Espresso

© 2014 Pearson Education, Inc. All rights reserved.




# Recall Time



HIGHSCOPE

© 2014 HighScope Educational Research Foundation  
70001


# Recall Time




HIGHSCOPE

© 2014 HighScope Educational Research Foundation  
70001

# Rest Time



# Outside Time



# Large-Group Time

