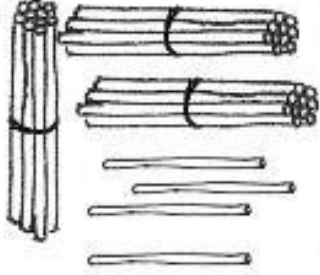
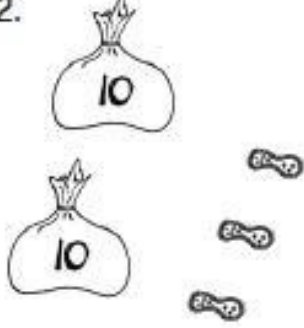

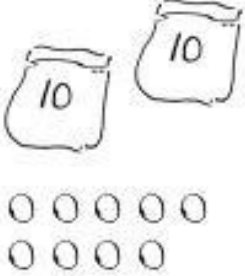
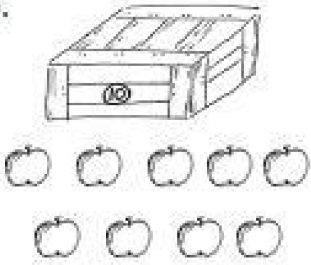
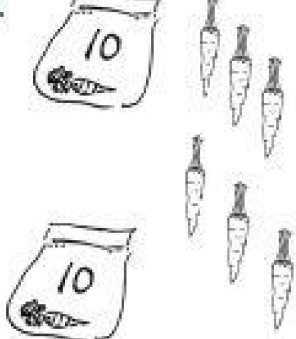


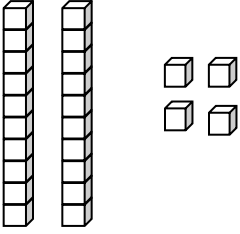
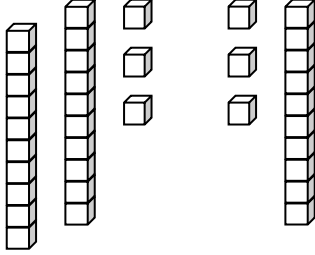
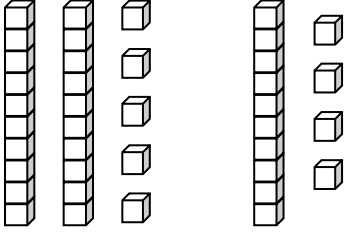
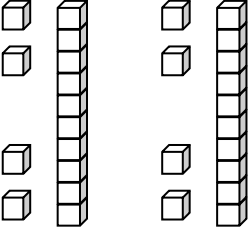
Name _____

Date _____

Write the tens and ones and complete the statement.

<p>1. </p> <table border="1" style="margin-left: auto; margin-right: auto;"> <thead> <tr> <th style="padding: 5px;">tens</th> <th style="padding: 5px;">ones</th> </tr> </thead> <tbody> <tr> <td style="height: 80px;"></td> <td style="height: 80px;"></td> </tr> </tbody> </table> <p style="text-align: center;">There are _____ straws.</p>	tens	ones			<p>2. </p> <table border="1" style="margin-left: auto; margin-right: auto;"> <thead> <tr> <th style="padding: 5px;">tens</th> <th style="padding: 5px;">ones</th> </tr> </thead> <tbody> <tr> <td style="height: 80px;"></td> <td style="height: 80px;"></td> </tr> </tbody> </table> <p style="text-align: center;">There are _____ peanuts.</p>	tens	ones		
tens	ones								
tens	ones								
<p>3. </p> <table border="1" style="margin-left: auto; margin-right: auto;"> <thead> <tr> <th style="padding: 5px;">tens</th> <th style="padding: 5px;">ones</th> </tr> </thead> <tbody> <tr> <td style="height: 80px;"></td> <td style="height: 80px;"></td> </tr> </tbody> </table> <p style="text-align: center;">There are _____ strawberries.</p>	tens	ones			<p>4. </p> <table border="1" style="margin-left: auto; margin-right: auto;"> <thead> <tr> <th style="padding: 5px;">tens</th> <th style="padding: 5px;">ones</th> </tr> </thead> <tbody> <tr> <td style="height: 80px;"></td> <td style="height: 80px;"></td> </tr> </tbody> </table> <p style="text-align: center;">There are _____ beads.</p>	tens	ones		
tens	ones								
tens	ones								
<p>5. </p> <table border="1" style="margin-left: auto; margin-right: auto;"> <thead> <tr> <th style="padding: 5px;">tens</th> <th style="padding: 5px;">ones</th> </tr> </thead> <tbody> <tr> <td style="height: 80px;"></td> <td style="height: 80px;"></td> </tr> </tbody> </table> <p style="text-align: center;">There are _____ apples.</p>	tens	ones			<p>6. </p> <table border="1" style="margin-left: auto; margin-right: auto;"> <thead> <tr> <th style="padding: 5px;">tens</th> <th style="padding: 5px;">ones</th> </tr> </thead> <tbody> <tr> <td style="height: 80px;"></td> <td style="height: 80px;"></td> </tr> </tbody> </table> <p style="text-align: center;">There are _____ carrots.</p>	tens	ones		
tens	ones								
tens	ones								

Write the tens and ones. Complete the statement.

<p>7.</p>  <table border="1" style="margin-left: auto; margin-right: auto; text-align: center;"> <tr> <th style="padding: 5px;">tens</th> <th style="padding: 5px;">ones</th> </tr> <tr> <td style="height: 40px;"> </td> <td style="height: 40px;"> </td> </tr> </table> <p style="text-align: center;">There are _____ cubes.</p>	tens	ones			<p>8.</p>  <table border="1" style="margin-left: auto; margin-right: auto; text-align: center;"> <tr> <th style="padding: 5px;">tens</th> <th style="padding: 5px;">ones</th> </tr> <tr> <td style="height: 40px;"> </td> <td style="height: 40px;"> </td> </tr> </table> <p style="text-align: center;">There are _____ cubes.</p>	tens	ones		
tens	ones								
tens	ones								
<p>9.</p>  <table border="1" style="margin-left: auto; margin-right: auto; text-align: center;"> <tr> <th style="padding: 5px;">tens</th> <th style="padding: 5px;">ones</th> </tr> <tr> <td style="height: 40px;"> </td> <td style="height: 40px;"> </td> </tr> </table> <p style="text-align: center;">There are _____ cubes.</p>	tens	ones			<p>10.</p>  <table border="1" style="margin-left: auto; margin-right: auto; text-align: center;"> <tr> <th style="padding: 5px;">tens</th> <th style="padding: 5px;">ones</th> </tr> <tr> <td style="height: 40px;"> </td> <td style="height: 40px;"> </td> </tr> </table> <p style="text-align: center;">There are _____ cubes.</p>	tens	ones		
tens	ones								
tens	ones								

Write the missing numbers. Say them the regular way and the Say Ten way.

<p>11.</p> <table border="1" style="margin-left: auto; margin-right: auto; text-align: center;"> <tr> <th style="padding: 5px;">tens</th> <th style="padding: 5px;">ones</th> </tr> <tr> <td style="height: 40px;"> </td> <td style="height: 40px;"> </td> </tr> </table> ➔ 23	tens	ones			<p>12.</p> <table border="1" style="margin-left: auto; margin-right: auto; text-align: center;"> <tr> <th style="padding: 5px;">tens</th> <th style="padding: 5px;">ones</th> </tr> <tr> <td style="padding: 5px;">3</td> <td style="padding: 5px;">2</td> </tr> </table> ➔ _____	tens	ones	3	2
tens	ones								
tens	ones								
3	2								
<p>13.</p> <table border="1" style="margin-left: auto; margin-right: auto; text-align: center;"> <tr> <th style="padding: 5px;">tens</th> <th style="padding: 5px;">ones</th> </tr> <tr> <td style="padding: 5px;">0</td> <td style="padding: 5px;">9</td> </tr> </table> ➔ _____	tens	ones	0	9	<p>14.</p> <table border="1" style="margin-left: auto; margin-right: auto; text-align: center;"> <tr> <th style="padding: 5px;">tens</th> <th style="padding: 5px;">ones</th> </tr> <tr> <td style="padding: 5px;">4</td> <td style="padding: 5px;">0</td> </tr> </table> ➔ _____	tens	ones	4	0
tens	ones								
0	9								
tens	ones								
4	0								

15. Choose a number less than 40. Make a math drawing to represent it and fill in the number bond and place value chart.

tens	ones

/ \
<div style="border: 1px solid black; width: 40px; height: 30px;"></div> <div style="border: 1px solid black; width: 40px; height: 30px;"></div>