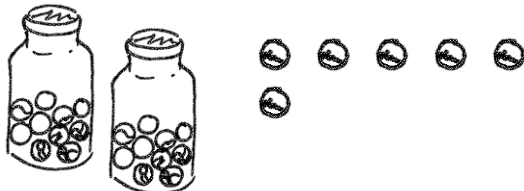
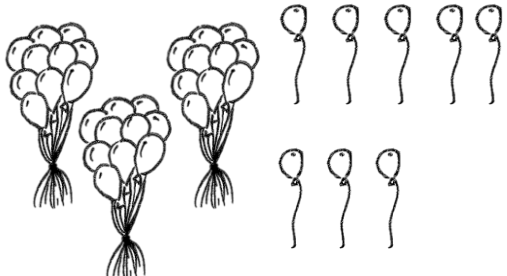

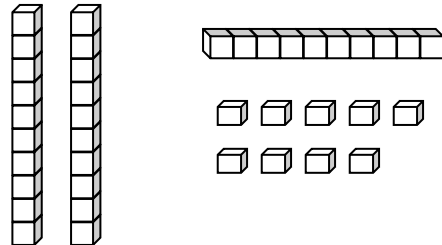


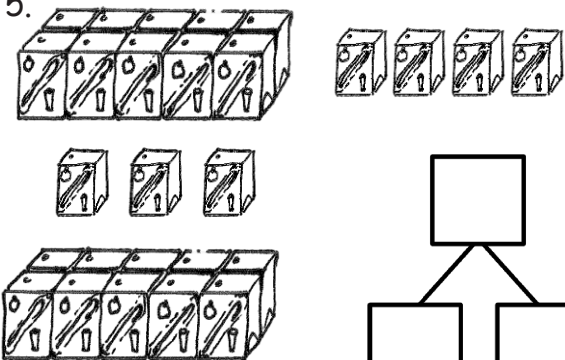
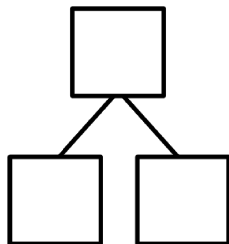
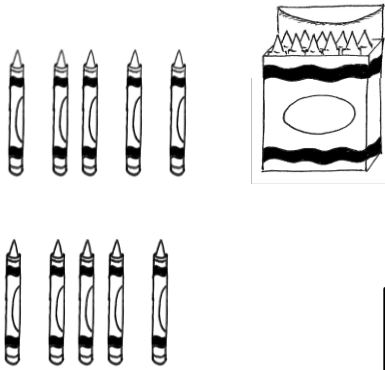
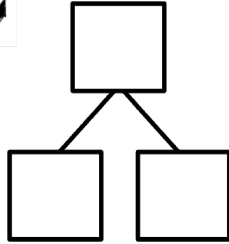
Name _____

Date _____

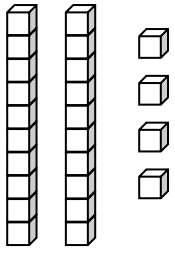
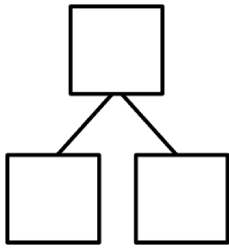
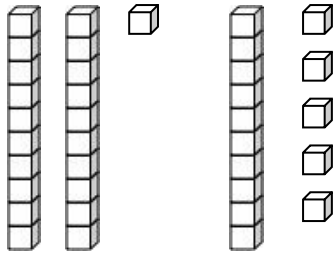
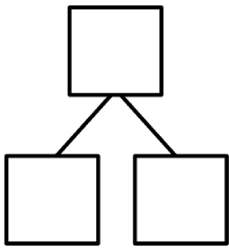
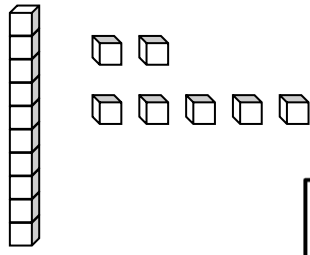
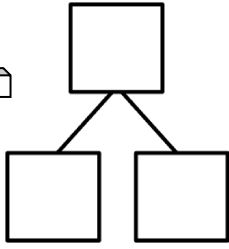
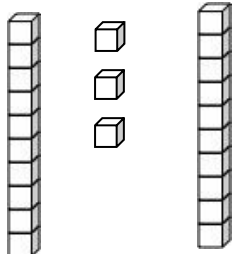
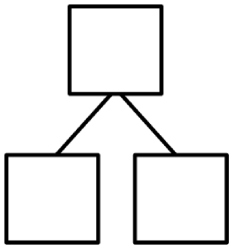
Circle groups of 10 and write the number. Say the number the Say Ten way as you count.

<p>1. </p> <p style="text-align: center;">There are _____ marbles.</p>	<p>2. </p> <p style="text-align: center;">There are _____ balloons.</p>
<p>3. </p> <p style="text-align: center;">There are _____ straws.</p>	<p>4. </p> <p style="text-align: center;">There are _____ cubes.</p>

Make a number bond to show tens and ones. Circle tens to help.

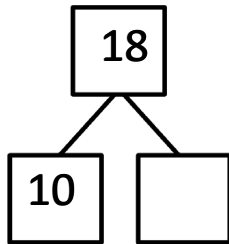
<p>5. </p> <div style="text-align: center; margin-top: 20px;">  </div> <p style="text-align: center;">There are _____ juice boxes.</p>	<p>6. </p> <div style="text-align: center; margin-top: 20px;">  </div> <p style="text-align: center;">There are _____ crayons.</p>
--	---

Make a number bond to show tens and ones. Circle tens to help.

<p>7.</p>  <div style="text-align: center; margin-top: 20px;">  </div> <p style="text-align: center;">There are _____ cubes.</p>	<p>8.</p>  <div style="text-align: center; margin-top: 20px;">  </div> <p style="text-align: center;">There are _____ cubes.</p>
<p>9.</p>  <div style="text-align: center; margin-top: 20px;">  </div> <p style="text-align: center;">There are _____ cubes.</p>	<p>10.</p>  <div style="text-align: center; margin-top: 20px;">  </div> <p style="text-align: center;">There are _____ cubes.</p>

Make or complete a math drawing to show tens and ones. Complete the number bonds.

11.



12.

