

# Annotating a Text

## I.) What is annotation?

- Annotation is an active reading strategy that allows you to better comprehend the text
- Slows down the reading process; makes you read carefully

## II.) Steps to annotating

a. Pick up a pencil/pen, highlighter, and text (optional: post-it notes)

### b. Pre-read


- Examine the front and back covers (books)
- Read the title and any subtitles
- Examine the illustrations
- Examine the print (bold, italics, etc.)
- Examine the way the text is set up (book, short story, diary, dialogue, article, etc.)


### c. Read everything at least twice


- 1<sup>st</sup> Time:** skim/scan to get a sense of what the text is about.
- 2<sup>nd</sup> Time:** read carefully.


### d. During Reading


#### i. Mark the text:


 Use a circle to identify key people


 Use a squiggle line to mark the place and time


 Use a star if something you read seems interesting.


 Use one question mark if something you read raises a question in your mind.


 Use two question marks if something you read seems confusing.

 Use a plus sign when you have a connection to something you're reading.

 Use a spiral when you think of a prediction to make about what you're reading.

 Use a check mark when what you're reading confirms the prediction you made.

 Use an X when what you're reading contradicts the prediction you made.

 use an exclamation point when what you're reading seems important. (Hint: information you might need later.)

Build vocabulary by boxing all words that:

- Get repeated
- Seem important or
- Are unknown.

**ii. Write in the margins**

1. Summarize
2. Make predictions
3. Formulate opinions
4. Make connections
5. Ask questions
6. Analyze the author's craft
7. Write reflections/reactions/comments
8. Look for patterns/repetitions

**iii. AFTER READING**

1. Reread annotations—draw conclusions
2. Reread introduction and conclusion—try
3. to figure out something new
4. Examine patterns/repetitions—determine possible meanings
5. Determine what the title might mean