

Lesson 9: Unknown Angle Proofs—Writing Proofs

Classwork

Opening Exercise

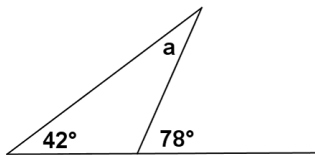
One of the main goals in studying geometry is to develop your ability to reason critically, to draw valid conclusions based upon observations and proven facts. Master detectives do this sort of thing all the time. Take a look as Sherlock Holmes uses seemingly insignificant observations to draw amazing conclusions.

[Sherlock Holmes: Master of Deduction!](#)

Could you follow Sherlock Holmes’ reasoning as he described his thought process?

Discussion

In geometry, we follow a similar deductive thought process, much like Holmes’ uses, to prove geometric claims. Let’s revisit an old friend – solving for unknown angles. Remember this one?

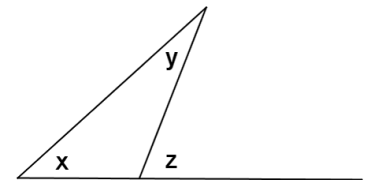


You needed to figure out the measure of a , and used the “fact” that an exterior angle of a triangle equals the sum of the measures of the opposite interior angles. The measure of $\angle a$ must therefore be 36° .

Suppose that we rearrange the diagram just a little bit.

Instead of using numbers, we’ll use variables to represent angle measures.

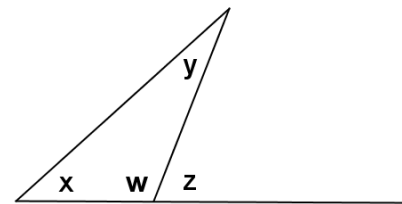
Suppose further that we already have in our arsenal of facts the knowledge that the angles of a triangle sum to 180° . Given the labeled diagram at the right, can we prove that $x + y = z$ (or, in other words, that the exterior angle of a triangle equals the sum of the remote interior angles)?



Proof:

Label $\angle w$, as shown in the diagram.

$$\begin{aligned} \angle x + \angle y + \angle w &= 180^\circ && \angle \text{sum of } \Delta \\ \angle w + \angle z &= 180^\circ && \angle \text{s on a line} \\ \angle x + \angle y + \angle w &= \angle w + \angle z \\ \therefore \angle x + \angle y &= \angle z \end{aligned}$$



Notice that each step in the proof was justified by a previously known or demonstrated fact. We end up with a newly proven fact (that an exterior angle of **any** triangle is the sum of the remote interior angles of the triangle). This ability to identify the steps used to reach a conclusion based on known facts is **deductive reasoning** – the same type of reasoning that Sherlock Holmes used to accurately describe the doctor’s attacker in the video clip.

Exercises

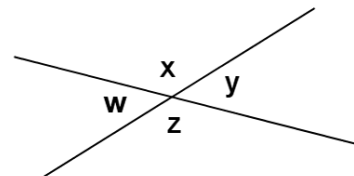
1. You know that angles on a line sum to 180° .

Prove that vertical angles are congruent.

Make a plan:

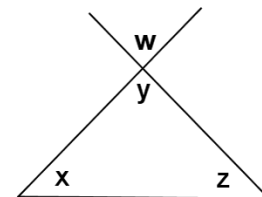
- What do you know about $\angle w$ and $\angle x$? $\angle y$ and $\angle z$?
- What conclusion can you draw based on both bits of knowledge?

Write out your proof:

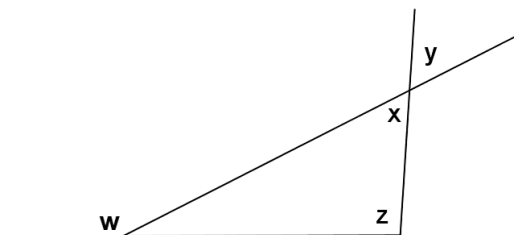


2. Given the diagram on the right, prove that $\angle w + \angle x + \angle z = 180^\circ$.

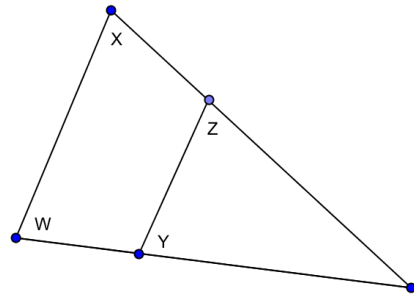
(Make a plan first. What do you know about $\angle x$, $\angle y$, and $\angle z$?)



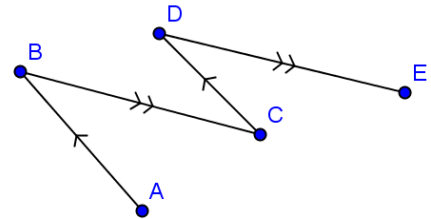
3. Given the diagram on the right, prove that $\angle w = \angle y + \angle z$.



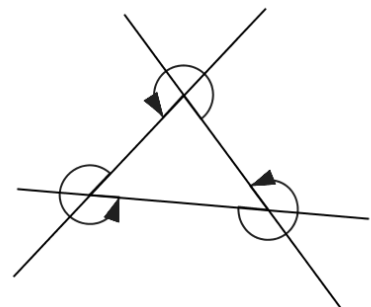
4. In the diagram on the right, prove that $\angle y + \angle z = \angle w + \angle x$.
(You will need to write in a label in the diagram that is not labeled yet for this proof.)



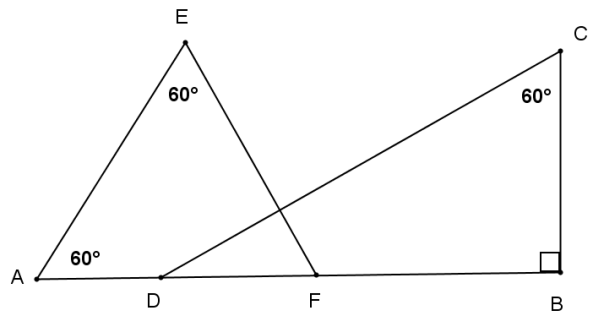
5. In the figure on the right, $\overline{AB} \parallel \overline{CD}$ and $\overline{BC} \parallel \overline{DE}$.
Prove that $\angle ABC = \angle CDE$.



6. In the figure on the right, prove that the sum of the angles marked by arrows is 90° .
(You will need to write in several labels into the diagram for this proof.)

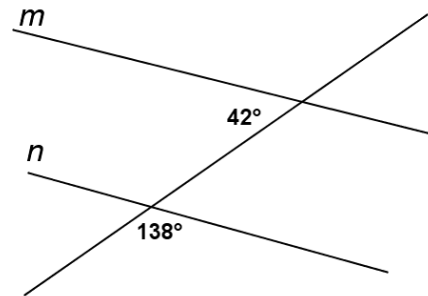


7. In the labeled figure on the right, prove that $\overline{DC} \perp \overline{EF}$.

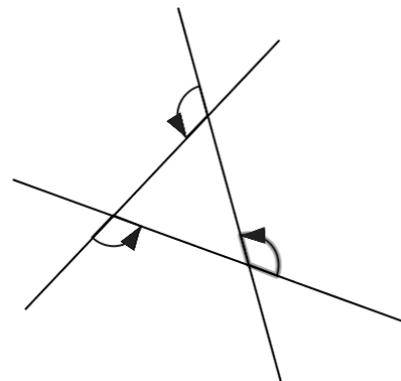


Problem Set

1. In the labeled figure on the right, prove that $m \parallel n$.



2. In the diagram on the right, prove that the sum of the angles marked by arrows is 360° .



3. In the diagram at the right, prove that $\angle a + \angle d - \angle b = 180$.

