


Name \_\_\_\_\_

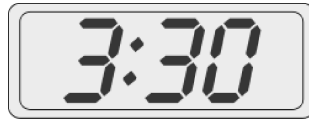
Date \_\_\_\_\_

Fill in the blanks.

1.




A



B

Clock \_\_\_\_\_ shows half past three.

2.




A




B

Clock \_\_\_\_\_ shows half past twelve.

3.




A



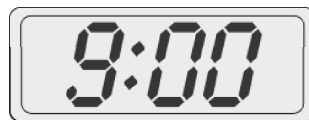
B

Clock \_\_\_\_\_ shows eleven o'clock.

4.



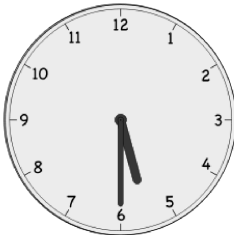
A




B

Clock \_\_\_\_\_ shows 8:30.

5.






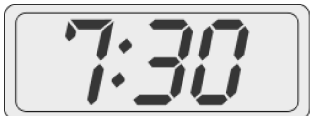

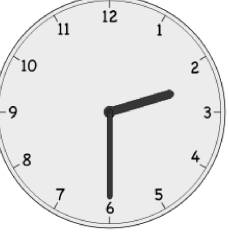

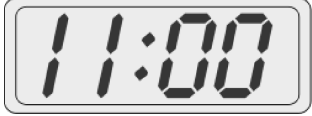

A



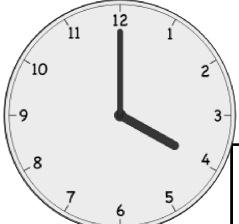

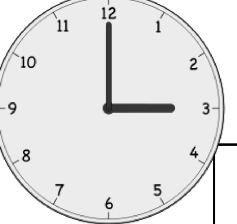
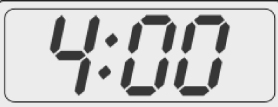
B

Clock \_\_\_\_\_ shows 5:00.

6. Write the time on the line under the clock.

|  |  |  |
|--|--|--|
| <p>a.</p>  <p>_____</p>   | <p>b.</p>  <p>_____</p>   | <p>c.</p>  <p>_____</p>   |
| <p>d.</p>  <p>_____</p>   | <p>e.</p>  <p>_____</p>   | <p>f.</p>  <p>_____</p>   |
| <p>g.</p>  <p>_____</p> | <p>h.</p>  <p>_____</p> | <p>i.</p>  <p>_____</p> |

7. Check (✓) next to the clock(s) that show 4 o'clock.

|  |  |   |  |
|--|--|---|--|
|  <div style="border: 1px solid black; width: 30px; height: 30px; display: inline-block; vertical-align: middle;"></div> |  <div style="border: 1px solid black; width: 30px; height: 30px; display: inline-block; vertical-align: middle;"></div> |  <div style="border: 1px solid black; width: 30px; height: 30px; display: inline-block; vertical-align: middle;"></div> |  <div style="border: 1px solid black; width: 30px; height: 30px; display: inline-block; vertical-align: middle;"></div> |
|--|--|---|--|