

My Song Book
Mi libro de canciones

Songs to enjoy with my family,
from UPK 2007-2008
*Canciones para disfrutar con mi familia,
de UPK 2007-2008*

As sung by
Cantadas por

www.rcsdk12.org/prek/blocks
Rochester City School District
131 West Broad Street
Rochester, NY 14614

A Note to Parents

This year, music has helped your child

- to count,
- to read,
- to recognize feelings,
- to identify colors and shapes,
- to build vocabulary

Please sing and enjoy this songbook with your child. Music has been shown to increase language and listening skills, which are important for school readiness.

M'Lou Speranza, Music Building Blocks Teacher

Una Nota Para Los Padres

Este año, la música a ayudado a su hijo

- a contar
- a leer
- a reconocer sentimientos
- a identificar colores y figuras geométricas
- a crear un vocabulario

Por favor cante y disfrute este libro de canciones con su hijo(a). Se ha demostrado que la música aumenta las destrezas para aprender el idioma y para escuchar, las cuales son importantes para la preparación escolar.

M'Lou Speranza, Bloques de crear música:

Itsy Bitsy Spider

Melody – original

Point to the pictures as you sing to help your child develop the important pre-reading skill of left to right eye movement.

The itsy bitsy spider went up the water spout,
Down came the rain and washed the spider out!
Out came the sun and dried up all the rain,
So the itsy bitsy spider went up the spout again!

(In Spanish)

La araña pequeñita subía por la manga,
Vino la lluvia y se la llevó,
Luego salió el sol y todo lo secó,
Y la araña pequeñita subió, subió, subió.



Spider
Araña



Rain
Lluvia



Sun
Sol




Spider
Araña

Twinkle, Twinkle Little Star

Point to the pictures to help your child sing this song and develop left to right eye movement. When you feel your child is ready, begin to point to the words.

Twinkle, twinkle
little star,
how I wonder
what you are.



*¿Estrellita,
dònde estàs?
Me pregunto
que seràs.*

Up above
the world
so high,




*En el cielo,
o en el mar*

Like a diamond
in the sky,



*Un diamante
de verdad*

Twinkle, twinkle
little star,
how I wonder
what you are.



*¿Estrellita,
dònde estàs?
Me pregunto
que seràs.*

A Fuzzy Caterpillar

Melody – Itsy Bitsy Spider


Even young children enjoy science facts and experiments. During Preschool, your child has learned how a caterpillar becomes a butterfly.

A fuzzy caterpillar curled up on a leaf,
Spun her little chrysalis and fell fast asleep.
While she was sleeping, she dreamed that she could fly,
And later when she woke up, she was a butterfly!

caterpillar



chrysalis



butterfly



Brush Your Teeth

Melody – original

You can sing this song while your child brushes his/her teeth at home; it may help them brush longer! When you feel your child is ready, draw his/her attention to the rhyming word below each number.

When you wake up in the morning and it's quarter to one,*
And you want to have a little fun,

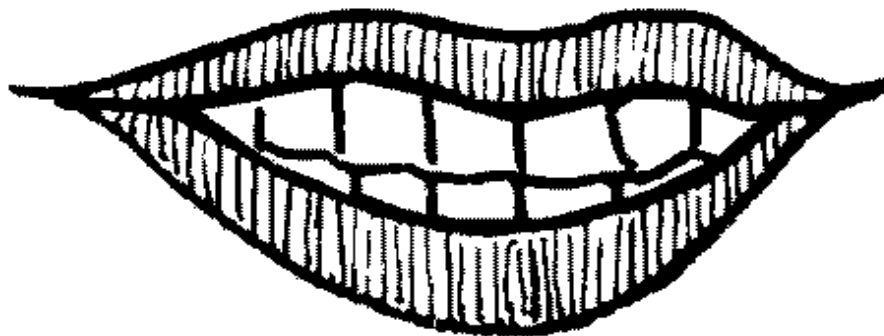
You brush your teeth, ch, ch, ch, ch, ch, ch, ch, ch.

You brush your teeth, ch, ch, ch, ch, ch, ch, ch, ch.

Continue with

- quarter to two, and you just don't know what to do...
- quarter to three, and you've got a great big smile for me ...
- quarter to four, and you hear a great big knock on the door ..
- quarter to five, and you're so happy to be alive ...

Brush Your Teeth



1
Fun

2
Do

3
Me

4
Door

5
Alive

Way Up High in the Apple Tree

Melody – This Old Man, He Played One

Do this song as a “finger play.” Sing the song, having your child show five fingers (apples), then four, three, two, one. For each verse, ask them, “How many apples are left?”

Way up high in the apple tree,
Five* little apples smiled at me,
So I shook that tree as gently as I could,
One fell down and, mmmm, it was good!


*Five, Four, Three, Two, One

(In Spanish)

Bien alto en el árbol de manzanas,
Cinco* manzanitas me sonreían a mi,
Sacudí el árbol suavemente así,
Una se cayó, mmmmm, que rico para mí.

*Cinco, Quatro, Tres, Dos, Uno

Way Up High in the Apple Tree



The Wheels on the Bus

Point to the various pictures as you sing, and/or do movements with your hands and body. Encourage your child to make up new words for the song.

The wheels on the bus go round and round,
Round and round, round and round.

The wheels on the bus go round and round.
All through the town!

Also:

Horn goes “Beep, beep, beep”

Wipers go “Swish, swish, swish”

Children go “Up and down”

Mommy says, “I love you.”


Driver goes “Move on back!”

Baby goes “Wah, wah, wah!”

Door goes “Open and shut”

Daddy says, “I love you.”

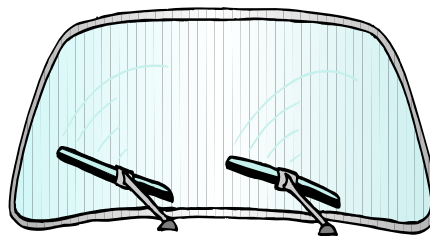
The Wheels on the Bus



wheel



horn



wipers



children

Five Little Monkeys Jumping on the Bed

Chant

Do this song as a “finger play.” Sing the song, having your child show five fingers (monkeys), then four, three, two, one. For each verse, ask them, “How many monkeys are left?”

Five little monkeys jumping on the bed
One fell off and bumped her head!
Mama called the doctor and the doctor said,
“No more monkeys jumping on the bed!”

Five Little Monkeys Jumping on the Bed




Shawn Wore a Red Shirt

Let your child sing the melody for this song that they learned at school, or use the tune of “Mary Had a Little Lamb.” Point to the different colored shirts as you sing. Then sing the song, substituting your child’s name and what he/she is wearing!

Shawn wore a red shirt,
red shirt, red shirt,
Shawn wore a red shirt
all day long.

(Continue with other colors.)

Shawn Wore a Red Shirt



Feelings


Melody – Oh, Do You Know the Muffin Man?

Sing this song about the various feelings associated with each picture. Then ask your child which feeling he or she is feeling today and why. Talk about what we can do when we're feeling a certain way or how we might be able to help someone who is feeling mad, sad, or afraid.


Oh will you show your happy face,
Your happy face, your happy face,
Oh will you show your happy face,
Show it to me now!



Happy
Alegre



Mad
Enojada



Sad
Triste



Afraid
Miedo

