

This dashboard requires a **School Name** be selected before clicking on 'Go'.  
Please select or change the School Name using the dropdown list and hit **Go** to display the refreshed data.

About this Page

**Rochester Early Childhood Education Center**  
Principal Lisa Traficante-Loncao  
107 N CLINTON AVE  
0003 - Early Childhood Education Center  
Grades: PreK-PreK (Unspecified)

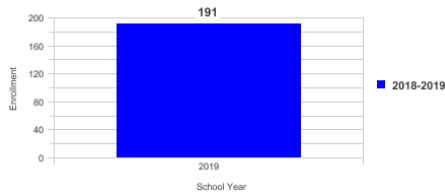
**School Name**  
Rochester Early Childhood Education Center



**Enrollment Trend**

**BEDS Day Enrollment Trend**

**NOTE: Current school year data is Enrollment as of the previous school day.**

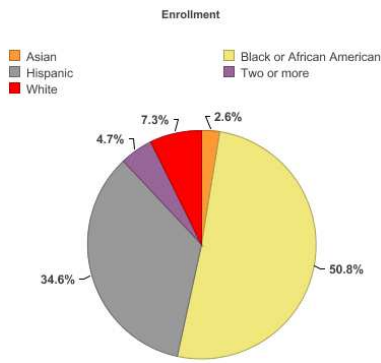


**Enrollment by Student Classification**

**Enrollment by Student Classification**

Status	Female	Male	Female	Male
General Education	75	70	51.7%	48.3%
Students with Disabilities	13	33	28.3%	71.7%
Economically Disadvantaged	49	59	45.4%	54.6%
English Language Learners	0	0		
Students in Bilingual Programs	0	0		
All Students	88	103	46.1%	53.9%

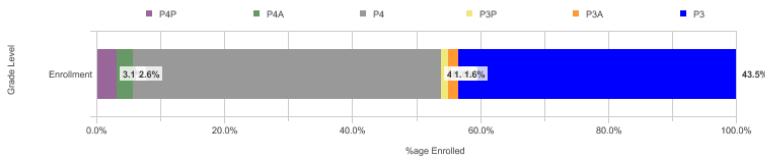
**Enrollment by Demographics**



Race	Enrollment	% Enrolled
Asian	5	2.6%
Black or African American	97	50.8%
Hispanic	66	34.6%
Two or more	9	4.7%
White	14	7.3%
<b>Grand Total</b>	<b>191</b>	<b>100.0%</b>

**Enrollment by Grade Level**

**Grade Level**



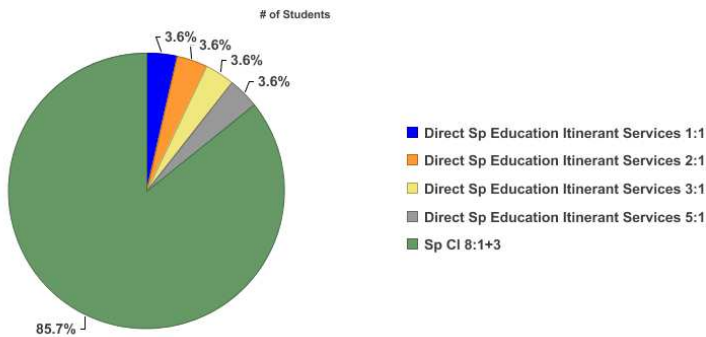
Grade Level	P4P	P4A	P4	P3P	P3A	P3
Enrollment	6	5	2	8	3	83

**Enrollment by ELL Current Level of Service**

No Enrollment by Grade Level data is available for the selected campus.

**Enrollment by Primary SWD Services**


**Campus Enrollment by Primary SWD Services**



**Average Daily Attendance**

**Yearly Campus Avg Daily Attendance Compared to District Avg Daily Attendance**

Attendance is for all students who have ever had attendance taken at the school including students who are no longer in the building.



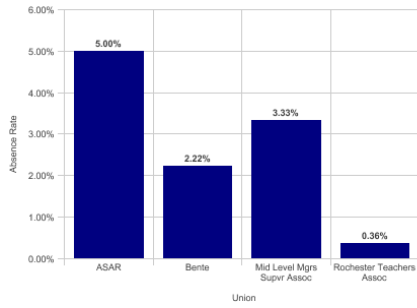
**2018-2019**

SWD Level Of Service	Direct Sp Education Itinerant Services 1:1	Direct Sp Education Itinerant Services 2:1	Direct Sp Education Itinerant Services 3:1	Direct Sp Education Itinerant Services 5:1	Sp CI 8:1+3
Enrollment	1	1	1	1	24

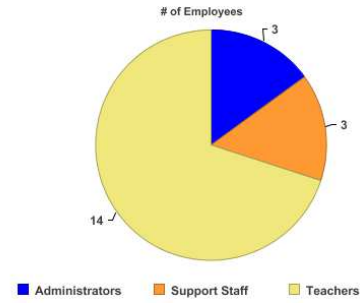
**Staff Distribution**

**Staff Absence**

Union	# of Employees	Total # of Hours Absent	Standard Hours	Absence Rate
ASAR	2	48.00	960.00	5.00%
Bente	3	32.00	1440.00	2.22%
Mid Level Mgrs Supvr Assoc	1	16.00	480.00	3.33%
Rochester Teachers Assoc	14	21.00	5880.00	0.36%



**Campus Staff Distribution**



There are no NYS ELA 3 - 8 results available at this time.

There are no NYS ELA 3 - 8 results available at this time.

There are no NYS Math 3 - 8 results available at this time.

There are no NYS ELA 3 - 8 results available at this time.

**Additional School Information**

There is no Additional School Information available for the selected campus.

Rochester City School District - 131 W. Broad Street - Rochester, NY 14614  
Refreshed as of Wednesday - 09-26-2018

[RCSDK12.org Home](#)

[SharePoint Applications](#)

[Release Notes](#)

[Knowledge Base](#)

[DATA.NYSED.gov Home](#)