

This dashboard requires a **School Name** be selected before clicking on 'Go'.  
Please select or change the School Name using the dropdown list and hit **Go** to display the refreshed data.

About this Page

**Edison Career and Technology High School (95)**  
Principal Walker Larkin  
655 COLFAX ST  
261600010095  
Grades:9-13 (Priority)

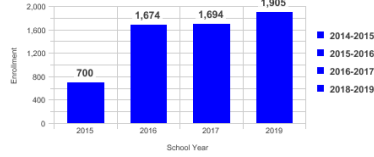
**School Name**  
Edison Career and Technology High School (95)



**Enrollment Trend**

**BEDS Day Enrollment Trend**

**NOTE: Current school year data is Enrollment as of the previous school day.**



**Enrollment by Student Classification**

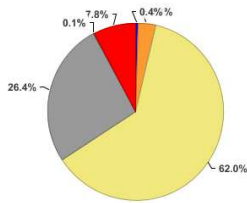
**Enrollment by Student Classification**

Status	Female	Male	Female %	Male %
General Education	725	700	50.9%	49.1%
Students with Disabilities	190	290	39.6%	60.4%
Economically Disadvantaged	817	846	49.1%	50.9%
English Language Learners	132	145	47.7%	52.3%
Students in Bilingual Programs	16	19	45.7%	54.3%
All Students	915	990	48.0%	52.0%

**Enrollment by Demographics**

**Enrollment**

- American Indian and Alaska Native
- Black or African American
- Native Hawaiian and Other Pacific Islander
- White
- Asian
- Hispanic
- Two or more

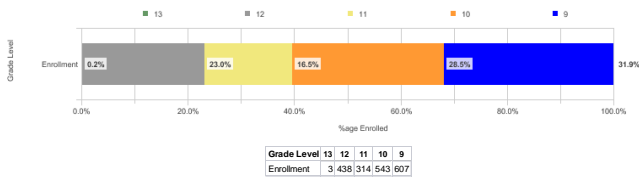


**Race Enrollment % Enrolled**

Race	Enrollment	% Enrolled
American Indian and Alaska Native	8	0.4%
Asian	63	3.3%
Black or African American	1,182	62.0%
Hispanic	502	26.4%
Native Hawaiian and Other Pacific Islander	1	0.1%
Two or more	1	0.1%
White	148	7.8%
<b>Grand Total</b>	<b>1,905</b>	<b>100.0%</b>

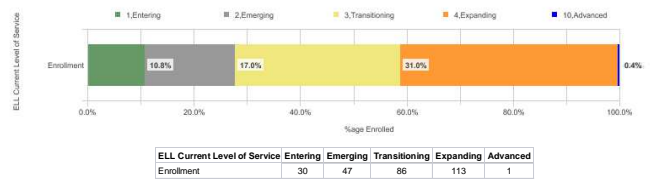
**Enrollment by Grade Level**

**Grade Level**



**Enrollment by ELL Current Level of Service**

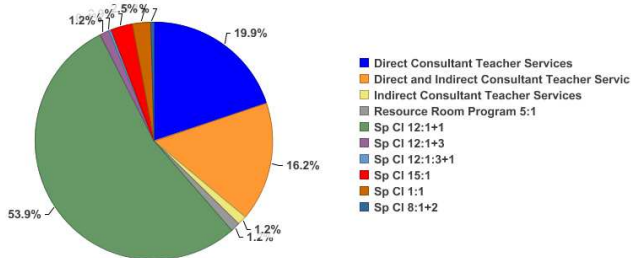
**ELL Current Level of Service**



**Enrollment by Primary SWD Services**

**Campus Enrollment by Primary SWD Services**

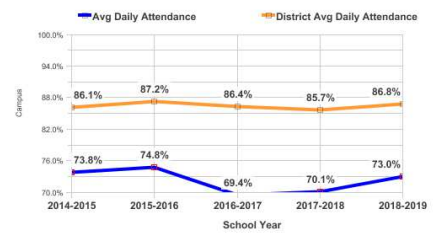
**# of Students**



**Average Daily Attendance**

**Yearly Campus Avg Daily Attendance Compared to District Avg Daily Attendance**

Attendance is for all students who have ever had attendance taken at the school including students who are no longer in the building.



**2018-2019**

SWD Level Of Service	Direct Consultant Teacher Services	Direct and Indirect Consultant Teacher Services	Indirect Consultant Teacher Services	Resource Room Program 5:1	Sp CI 12:1+1	Sp CI 12:1+3	Sp CI 12:1:3+1	Sp CI 15:1	Sp CI 1:1	Sp CI 8:1+2
Enrollment	96	78	6	6	260	6	2	14	12	2

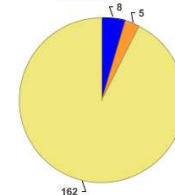
**Staff Distribution**

**Staff Absence**

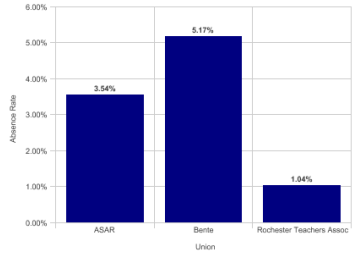
Union	# of Employees	Total # of Hours Absent	Standard Hours	Absence Rate
ASAR	8	136.00	3840.00	3.54%
Bente	5	124.00	2400.00	5.17%
Rochester Teachers Assoc	162	689.50	66178.00	1.04%

**Campus Staff Distribution**

**# of Employees**



- Administrators
- Support Staff
- Teachers



There are no NYS ELA 3 - 8 results available at this time.

There are no NYS ELA 3 - 8 results available at this time.

There are no NYS Math 3 - 8 results available at this time.

There are no NYS ELA 3 - 8 results available at this time.

**Additional School Information**

There is no Additional School Information available for the selected campus.

Rochester City School District - 131 W. Broad Street - Rochester, NY 14614  
 Refreshed as of Wednesday - 09-26-2018

[RCSDK12.org Home](#)

[SharePoint Applications](#)

[Release Notes](#)

[Knowledge Base](#)

[DATA.NYSED.gov Home](#)