

This dashboard requires a School Name be selected before clicking on 'Go'.  
Please select or change the School Name using the dropdown list and hit Go to display the refreshed data.

About this Page

57 - Early Childhood School of Rochester  
Principal Eva Thomas  
15 COSTAR ST  
261600010057  
Grades:PreK-2 (Good Standing)

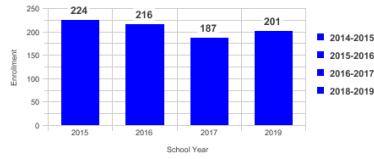
School Name  
57 - Early Childhood School of Rochester



Enrollment Trend

BEDS Day Enrollment Trend

NOTE: Current school year data is Enrollment as of the previous school day.

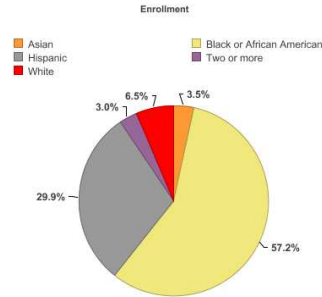


Enrollment by Student Classification

Enrollment by Student Classification

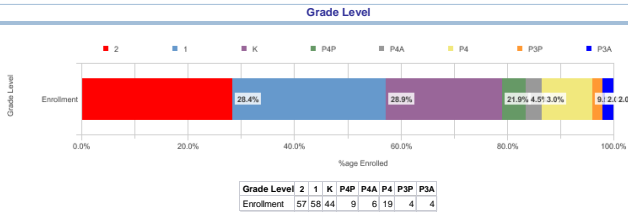
Status	Female	Male	Female %	Male %
General Education	72	75	49.0%	51.0%
Students with Disabilities	21	33	38.9%	61.1%
Economically Disadvantaged	73	88	45.3%	54.7%
English Language Learners	7	2	77.8%	22.2%
Students in Bilingual Programs	1	0	100.0%	0.0%
All Students	93	108	46.3%	53.7%

Enrollment by Demographics

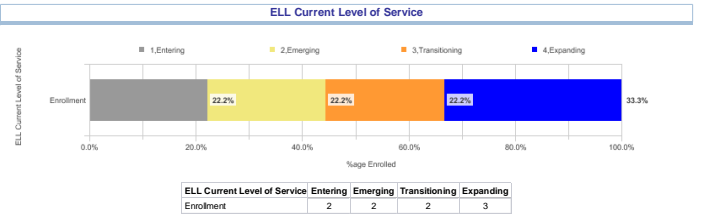


Race	Enrollment	% Enrolled
Asian	7	3.5%
Black or African American	115	57.2%
Hispanic	60	29.9%
Two or more	6	3.0%
White	13	6.5%
Grand Total	201	100.0%

Enrollment by Grade Level

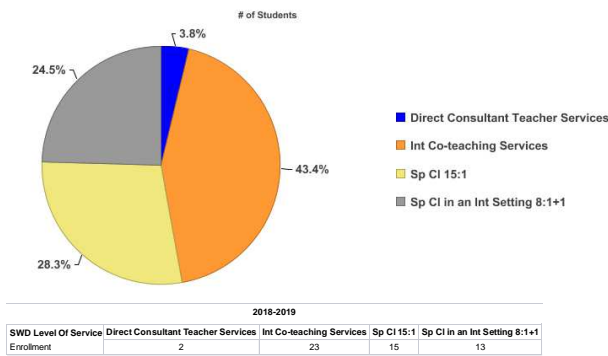


Enrollment by ELL Current Level of Service



Enrollment by Primary SWD Services

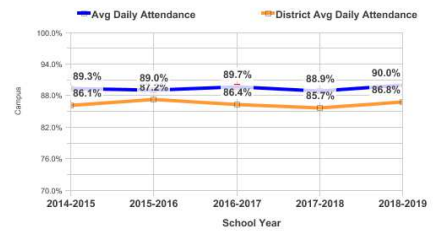
Campus Enrollment by Primary SWD Services



Average Daily Attendance

Yearly Campus Avg Daily Attendance Compared to District Avg Daily Attendance

Attendance is for all students who have ever had attendance taken at the school including students who are no longer in the building.

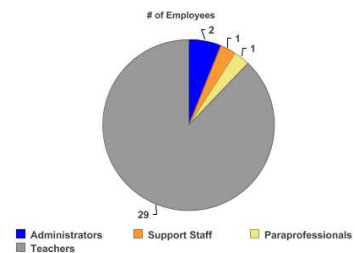


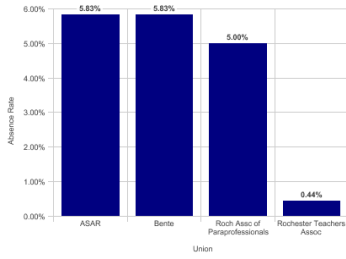
Staff Distribution

Staff Absence

Union	# of Employees	Total # of Hours Absent	Standard Hours	Absence Rate
ASAR	2	56.00	960.00	5.83%
Bette	1	28.00	480.00	5.83%
Roch Assoc of Paraprofessionals	1	21.00	420.00	5.00%
Rochester Teachers Assoc	29	49.00	11200.00	0.44%

Campus Staff Distribution





**NYS Test Results**

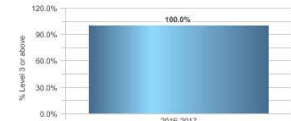
There are no NYS ELA 3 - 8 results available at this time.

**Math Grades 3-8**  
Percent scoring in Performance Levels 3 & 4



2016-2017	
Item Name	% 3-4
Grade 4 Math	0.0%
<b>Total</b>	<b>0.0%</b>

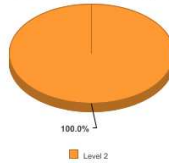
**Science Grades 4 and 8**  
Percent scoring in Performance Levels 3 & 4



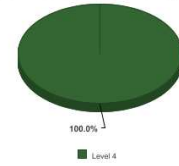
2016-2017	
Item Name	% 3-4
Grade 4 Sci. Scale	100.0%
<b>Total</b>	<b>100.0%</b>

There are no NYS ELA 3 - 8 results available at this time.

**Math 3 - 8 Most Recent Proficiency Levels**



**Science 4 and 8 Most Recent Proficiency Levels**



**Additional School Information**

There is no Additional School Information available for the selected campus.