

This dashboard requires a School Name be selected before clicking on 'Go'.  
Please select or change the School Name using the dropdown list and hit Go to display the refreshed data.

About this Page

08 - Roberto Clemente  
Principal Laurel Avery-DeToy  
1180 SAINT PAUL ST  
261600010008  
Grades:PreK-8 (Priority) (In Receivership)

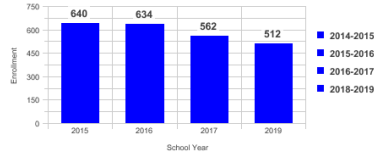
School Name  
08 - Roberto Clemente



Enrollment Trend

BEDS Day Enrollment Trend

NOTE: Current school year data is Enrollment as of the previous school day.



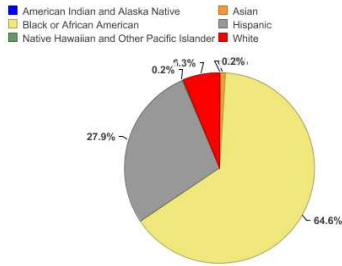
Enrollment by Student Classification

Enrollment by Student Classification

Status	Female	Male	Female %	Male %
General Education	231	187	55.3%	44.7%
Students with Disabilities	20	74	21.3%	78.7%
Economically Disadvantaged	220	242	47.6%	52.4%
English Language Learners	27	23	54.0%	46.0%
Students in Bilingual Programs	1	0	100.0%	0.0%
All Students	251	261	49.0%	51.0%

Enrollment by Demographics

Enrollment

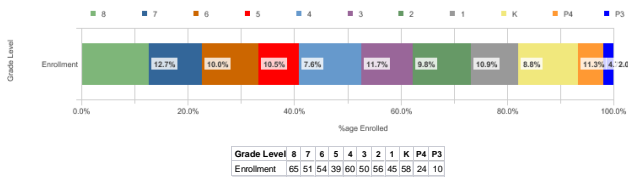


Race Enrollment % Enrolled

Race	Enrollment	% Enrolled
American Indian and Alaska Native	1	0.2%
Asian	4	0.8%
Black or African American	331	64.6%
Hispanic	143	27.9%
Native Hawaiian and Other Pacific Islander	1	0.2%
White	32	6.3%
Grand Total	512	100.0%

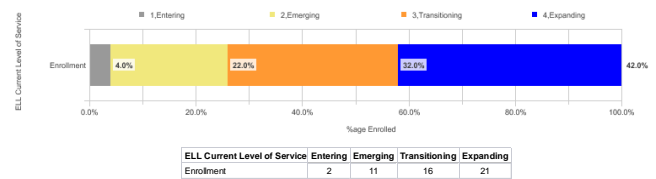
Enrollment by Grade Level

Grade Level



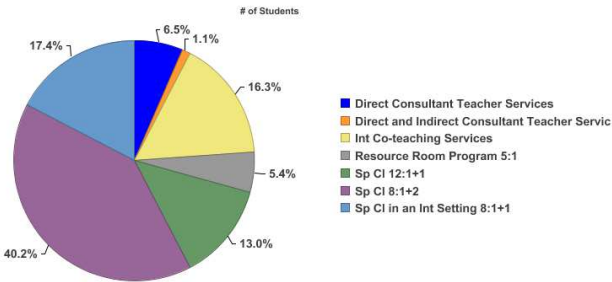
Enrollment by ELL Current Level of Service

ELL Current Level of Service



Enrollment by Primary SWD Services

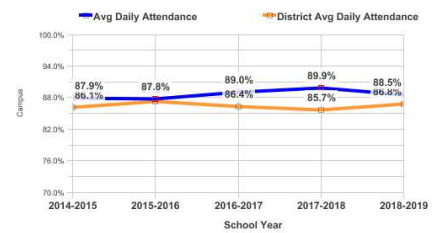
Campus Enrollment by Primary SWD Services



Average Daily Attendance

Yearly Campus Avg Daily Attendance Compared to District Avg Daily Attendance

Attendance is for all students who have ever had attendance taken at the school including students who are no longer in the building.



2018-2019

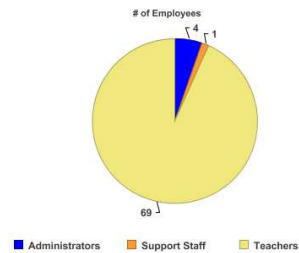
SWD Level Of Service	Direct Consultant Teacher Services	Direct and Indirect Consultant Teacher Service	Int Co-teaching Services	Resource Room Program 5:1	Sp CI 12:1+1	Sp CI 8:1+2	Sp CI in an Int Setting 8:1+1
Enrollment	6	1	15	5	12	37	16

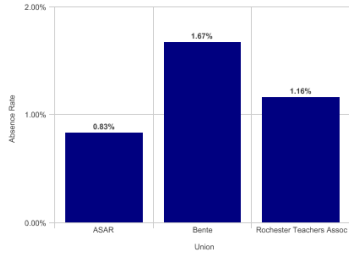
Staff Distribution

Staff Absence

Union	# of Employees	Total # of Hours Absent	Standard Hours	Absence Rate
ASAR	4	16.00	1920.00	0.83%
Bente	1	8.00	480.00	1.67%
Rochester Teachers Assoc	69	322.00	27734.00	1.16%

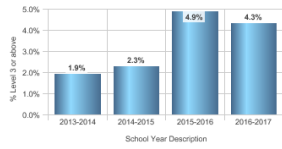
Campus Staff Distribution





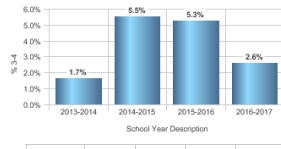
**NYS Test Results**

**ELA Grades 3 - 8**  
Percent scoring in Performance Levels 3 & 4



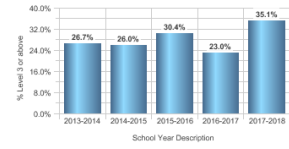
Item Name	2013-2014		2014-2015		2015-2016		2016-2017	
	% 3-4	% 3-4	% 3-4	% 3-4	% 3-4	% 3-4	% 3-4	% 3-4
Grade 3 ELA	3.8%	6.2%	6.7%	8.3%				
Grade 4 ELA	1.5%	1.5%	12.3%	3.6%				
Grade 5 ELA	1.4%	0.0%	1.7%	4.0%				
Grade 6 ELA	1.4%	3.3%	6.0%	0.0%				
Grade 7 ELA	0.0%	1.4%	3.5%	1.9%				
Grade 8 ELA	2.7%	0.0%	0.0%	7.1%				
<b>Total</b>	<b>1.9%</b>	<b>2.3%</b>	<b>4.9%</b>	<b>4.3%</b>				

**Math Grades 3-8**  
Percent scoring in Performance Levels 3 & 4



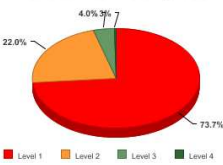
Item Name	2013-2014		2014-2015		2015-2016		2016-2017	
	% 3-4	% 3-4	% 3-4	% 3-4	% 3-4	% 3-4	% 3-4	% 3-4
Grade 3 Math	6.3%	13.4%	15.3%	6.1%				
Grade 4 Math	1.5%	11.1%	9.4%	1.7%				
Grade 5 Math	1.4%	0.0%	0.0%	4.1%				
Grade 6 Math	0.0%	2.1%	2.3%	2.4%				
Grade 7 Math	0.0%	0.0%	2.0%	0.0%				
Grade 8 Math	0.0%	2.0%	0.0%	0.0%				
<b>Total</b>	<b>1.7%</b>	<b>5.5%</b>	<b>5.3%</b>	<b>2.6%</b>				

**Science Grades 4 and 8**  
Percent scoring in Performance Levels 3 & 4

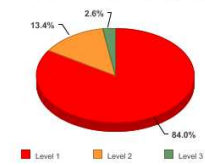


Item Name	2013-2014		2014-2015		2015-2016		2016-2017		2017-2018	
	% 3-4	% 3-4	% 3-4	% 3-4	% 3-4	% 3-4	% 3-4	% 3-4	% 3-4	
Grade 4 Sci: Scale	42.4%	40.3%	59.7%	35.7%	60.6%					
Grade 8 Sci: Scale	11.6%	8.9%	2.8%	0.0%	0.0%					
<b>Total</b>	<b>26.7%</b>	<b>26.0%</b>	<b>30.4%</b>	<b>23.0%</b>	<b>35.1%</b>					

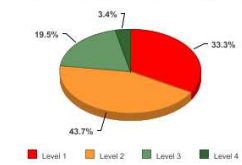
**ELA 3 - 8 Most Recent Proficiency Levels**



**Math 3 - 8 Most Recent Proficiency Levels**



**Science 4 and 8 Most Recent Proficiency Levels**



**Additional School Information**  
Receives SIG Grant and ELT Grant

Rochester City School District - 131 W. Broad Street - Rochester, NY 14614  
Refreshed as of Wednesday - 09-26-2018

[RCSDK12.org Home](http://RCSDK12.org)

[SharePoint Applications](#)

[Release Notes](#)

[Knowledge Base](#)

[DATA.NYSED.gov Home](http://DATA.NYSED.gov)