

Welcome to
KINDERGARTEN

Francis Parker School 23

OUR School



EXCELLENCE IS HAPPENING

Mission Statement

Francis Parker School 23 exists to empower all children as they grow to become responsible adults. We will have an unrelenting focus on learning in order to prepare our Parker Kids for their future. As our students learn they will be valued, loved, and nurtured by every adult in the school.

Meet the

Principals

Principal: Ms. Yarlett-Fenti



Assistant Principal:
Ms. Carla Roberts



Meet the KINDER **TEACHER**



Mrs. Kamauf

jaim.kamauf@rcsdk12.org

Meet the

KINDER

TEACHERS



Mrs. Glenn-
Shuler

robin.glenn-shuler@rcsdk12.org

Meet the

KINDER **TEACHERS**



Mrs. Hesford
Katie.hesford@rcsdk12.org

KINDER

Our

PROGRAM

- *State and District Standards.
- *On screen and Off screen work.
- *Scheduled times of the day.
- *Team teachers



Our School Day

IN KINDERGARTEN

B3- Mrs. Kamauf and Mrs. Glenn-Shuler

9:00-9:15- Social Emotional Check In- **online**

9:15- 10:00- Specials- Music: M, Art/ Library- Thurs, PE- T/F

10:00- 10:30- Math Whole Group- **Online**

10:30- 11:00 - Math Independent- Offline

11:00- 11:30- Small Group- **Online**

11:30-12:30- Lunch

12:30-1:00 -ELA Whole Group- **Online**

1:00-1:30- ELA Small Group- **Online**

1:30- 2:00- Intervention/ Enrichment **Online/** Offline

2:00- 2:30- ELA Independent- offline

2:30-3:30 -Social Studies/ Science- Offline

Our School Day

IN KINDERGARTEN

B4- Mrs. Hesford

9:00-9:15- Social Emotional Check In- **online**

9:15- 10:00- Specials- Music: T, Art/ Library:F, PE: M/ Thurs.

10:00- 10:30- Math Whole Group- **Online**

10:30- 11:00 - Math Independent- Offline

11:00- 11:30 Small Group- **Online**

11:30-12:30-Lunch

12:30-1:00- ELA Whole Group- **Online**

1:00-1:30- ELA Small Group- Online

1:30- 2:00- Intervention/ Enrichment **Online/** Offline

2:0- 2:30- ELA Independent- offline

2:30-3:30- Social Studies/ Science- Offline

Important Information

about

SeeSaw



Seesaw



IN KINDERGARTEN

Seesaw Class



- If you are using the school chromebook Seesaw is already on it.
- If you will be using an ipad, tablet or other device, you will be given directions

1. Go to <https://app.seesaw.me> on a computer. Or install the Seesaw Class App on an iOS or Android device.



2. Choose "I'm a Student".



3. Scan this code using Seesaw's built-in QR code scanner. Or type in these letters to access your Seesaw account: **M0FJ H8XU R81ST JQDH**



Seesaw Family



- Parents you will need to download the Seesaw Family app, your invitation will be in the bin.
- This is for you to check in on what your child is doing as well as a way for you to contact your child's teacher.

Homeroom - K - Katie Hesford

Connect to Seesaw to receive important updates from Ah'meera Floyd and Katie Hesford - K.

Your child will post to Seesaw to share their learning with you.

Teachers will also send you messages and reminders.

Seesaw is private. You'll only see posts created by your child or their teacher.



From Your Smartphone

1. Download the free Seesaw Family app for iOS or Android
2. Choose "Create Family Account"
3. Scan this QR code using Seesaw's built in QR code scanner
4. Create your account

From Your Computer

1. In a web browser, go to: <https://app.seesaw.me/566-674-730>
2. Choose your child from the list
3. Create your account
4. Once you're approved by Katie Hesford, you'll get access to Seesaw

Information about



Zoom Meetings

- Zoom is what we are using to teach
- Daily Zoom session 9-3:30 (online and offline)
- Please no toys and limit distractions
- Don't forget to charge laptop nightly
- Headphones are great to help your child stay focused
- Important to join Zoom meetings on time

IN KINDERGARTEN

Kindergarten

Zoom Guidelines

- ★ Set up a consistent learning space and have tools nearby
- ★ Help your child get logged in and remind them of the rules before we start
- ★ Leave yourself muted unless otherwise asked
- ★ No toys
- ★ If you need to go to the restroom please do so quietly and rejoin quickly
- ★ Raise your hand and wait to be called on if you have a question or want to share

zoom security

Please make sure that your child's name appears on the screen.

Please no virtual backgrounds.

Please do not share passwords for meetings and id and passwords for chromebook.






Powered by

zoom

Kindergarten Curriculum

Kindergarten Goals

My Kindergarten Goals

 <p>I can write my first and last name!</p>	 <p>I know my colors!</p>	 <p>I know all my letter names!</p>	 <p>I know all my letter sounds!</p>
 <p>I know all the vowels and their sounds!</p>	 <p>pig bug</p> <p>I can read CVC words!</p>	 <p>the can see my</p> <p>I can read all my sight words!</p>	 <p>the can see my</p> <p>I can write all my sight words!</p>
 <p>I can rhyme!</p>	 <p>It! It! It!</p> <p>I can segment words!</p>	 <p>I can identify shapes!</p>	 <p>I can identify numbers 1-20!</p>
 <p>I can write the numbers 1-100!</p>	 <p>I can count to 100 by 1's!</p>	 <p>I can count to 100 by 10's!</p>	 <p>I can add and subtract!</p>

Kindergarten

at home

Supplies

Pencil box

Playdough

Glue sticks

Headphones

Kindergarten

at school

Supplies

Bookbag

1 box Crayola crayons

1 pkg. color pencils

Pencil box

1 pkg. glue sticks

2 colors of Playdough

Headphones

1pkg. thin markers

Kindergarten

Plastic Bin/Computer

*Every Kindergarten child will get a plastic bin that includes

-Chrome book (login)

-Work packets


-Manipulatives (cubes, pattern blocks, etc)

*Please put all items back in the bins after use. They will be used throughout the year

*Computers and manipulatives are the schools property and will be returned to school when we come back.

*Please do not go ahead and complete activities alone

Frustration



Kindergarten

Picture



*If possible please take a picture of your child and email it to your child's teacher

Katie.hesford@rcsdk12.org

Jaime.Kamauf@rcsdk12.org

*Also please make sure we have updated email, phone number and address

Questions?

Thank you
for coming!