













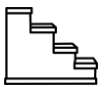












# Spelling Words Mat: Pick a Challenge to Learn

<p>Let's learn! Practice writing your spelling words outside using sidewalk chalk.</p> 	<p>Let's learn! Write your spelling words on pieces of paper. Attach the spelling words under the table. Lay on your back to read the words.</p> 	<p>Let's learn! Using a device of choice, type each of your spelling words 2-3 times per word.</p> 	<p>Let's learn! Write your spelling words on paper pieces. Read the word on the piece of paper, crunch it up, and shoot it into a bowl or basket.</p> 	<p>Let's learn! Write your spelling words using blue for the consonants and red for the vowels.</p> 	<p>Let's learn! Write your spelling words using rainbow colors. Use a different color for each letter in the word.</p> 	<p>Let's learn! Look at your spelling word for 3 seconds. Close your eyes and then spell the spelling word aloud by memory.</p> 	<p>Let's learn! Build and spell each of your spelling words using objects in your house (e.g., blocks or toys).</p> 
<p>Let's learn! Choose a spelling word from your list. Hunt for the sight word in books, magazines, and newspapers or on t.v.</p> 	<p>Let's learn! Write your spelling words on paper. An adult will attach them to the wall. Turn off the lights, shine each word with a flashlight and shout the words.</p> 	<p>Let's learn! Write letters on bottlecaps. Use the bottlecaps to build each of your spelling words.</p> 	<p style="text-align: center;"><b>Let's Learn!</b></p> 		<p>Let's learn! Make a cheer for each of your spelling words. (For example: l-i-k-e, like, like, like).</p> 	<p>Let's learn! Use a magazine, newspaper, or brochure to cut out the letters needed to build each of your spelling words.</p> 	<p>Let's learn! Write your spelling words on paper. Place a word on each step. Read each word aloud as you go up each step.</p> 
<p>Let's learn! Use each of your spelling words in a sentence. Underline the spelling word in the sentence.</p> 	<p>Let's learn! Make a song up for each of your spelling words using a favorite tune you already know.</p> 	<p>Let's learn! Write your spelling words into a hopscotch game. Shout the sight words as you jump onto each square.</p> 			<p>Let's learn! Skywrite your spelling words. Skywrite your words with big motions. Skywrite your words with tiny motions.</p> 	<p>Let's learn! Spell and shout each of your spelling words aloud as you do jumping-jacks.</p> 	<p>Let's learn! Light up your spelling words with a highlighter. Write your spelling words and then use a highlighter to trace the words.</p> 
<p>Let's learn! Spiral write each of your spelling words. Use a new color for each time you write the spelling word.</p> 	<p>Let's learn! Magic write your spelling words. Write your words with a white crayon. Color over the words with marker.</p> 	<p>Let's learn! Write and spell each of your spelling words in shaving cream. Place the shaving cream on a plate or pan for less mess.</p> 			<p>Let's learn! Write your spelling word list in alphabetical order.</p> <p style="text-align: center;">A B C D</p>	<p>Let's learn! Write your spelling words on paper. An adult will place the words around the house. Go for a spelling word hunt and read each word you find.</p> 	<p>Let's learn! Write your spelling words on paper. Place the spelling words on the ground. Swat each word and read it aloud.</p> 